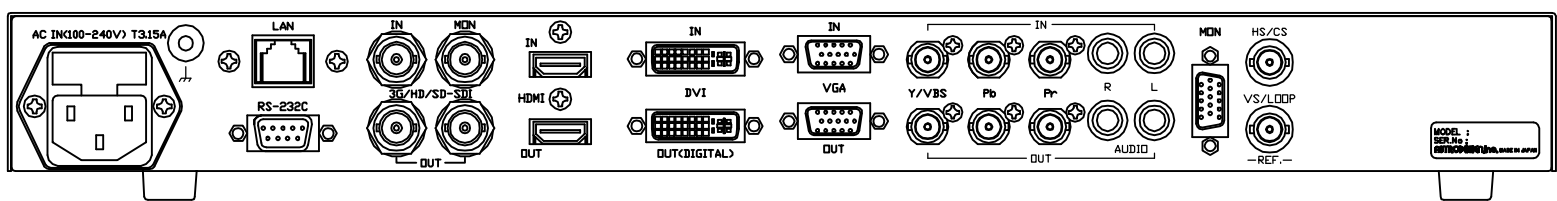
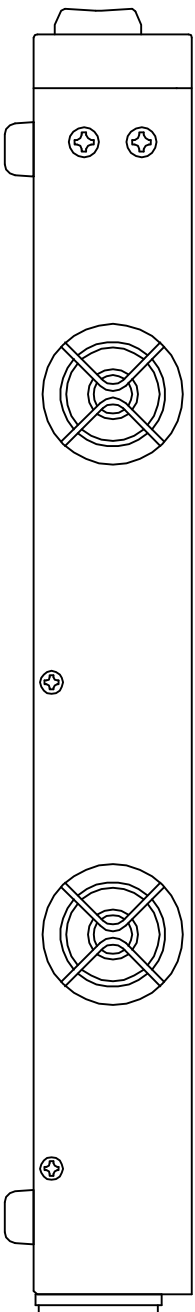
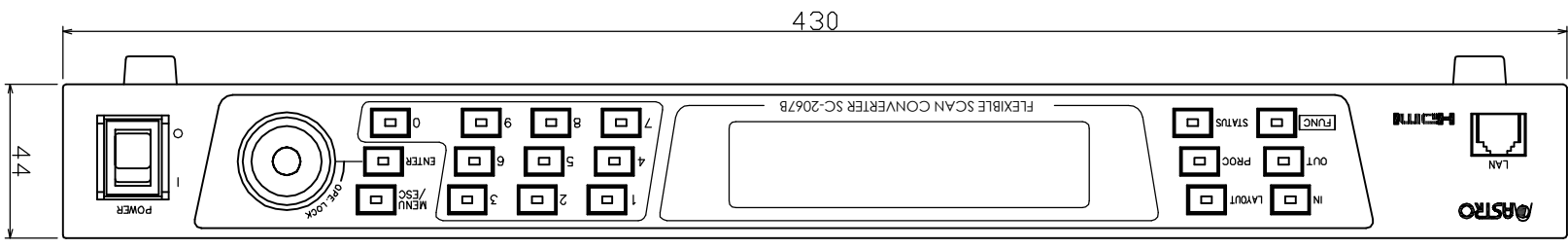


基準寸法の区分	等級	Q'TY
L ≤ 6	F0.1	MATERIAL
6 < L ≤ 30	F0.2	POLISHING
30 < L ≤ 120	F0.3	DESIGNER
120 < L ≤ 400	F0.5	DRAWING
400 < L ≤ 1000	F0.8	CHECKER
1000 < L ≤ 2000	F1.2	APPROVAL

MODEL	SC-2065B
PART NAME	DIMENSIONS
DWG No.	2065B-00-B01-28-01-00
SCALE	





基準寸法の区分	単位	Q'TY	MODEL
6 < L ≤ 30	mm	6	SC-2067B
30 < L ≤ 120	mm	3	PART NAME
120 < L ≤ 400	mm	1	DWG No. 2067B-00-B01-28-01-00
400 < L ≤ 1000	mm	1	SCALE
1000 < L ≤ 2000	mm	1	

